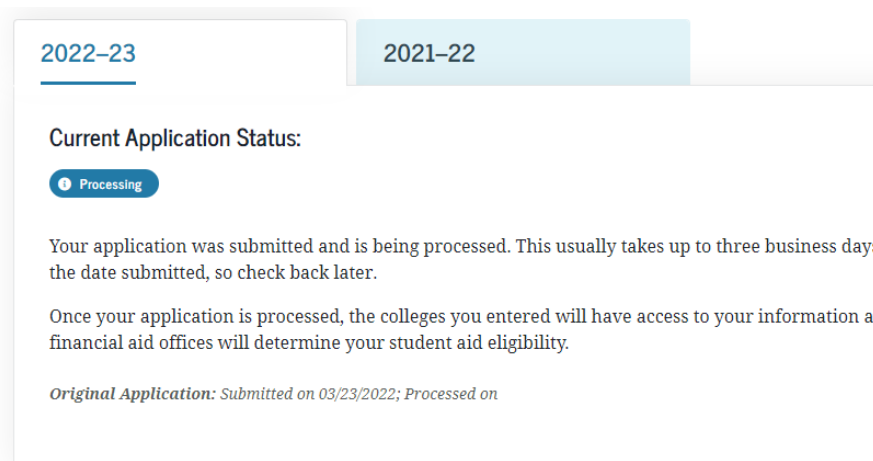


## Checking FAFSA Submission Status

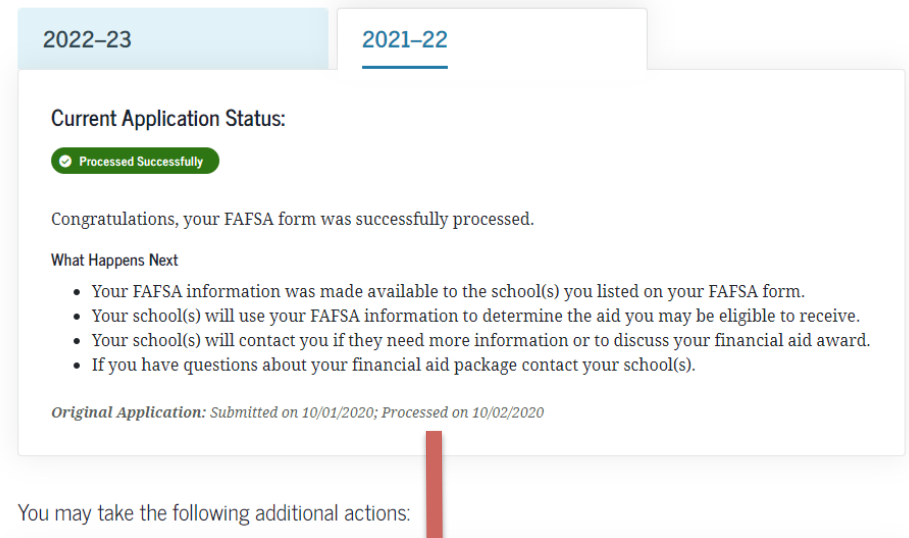
- Go to <https://studentaid.gov/h/apply-for-aid/afsa> and log in as a returning user with your FSA ID
  - Select “I am a student and want to access the FAFSA form”
- Click on the “2022-2023” tab
- You will see one of the following messages if submitted -




The screenshot shows the FAFSA submission status for the 2022-23 academic year. The '2022-23' tab is selected and underlined. The 'Current Application Status' is 'Processing', indicated by a blue pill with a white 'i' icon. Below this, a message states: 'Your application was submitted and is being processed. This usually takes up to three business days the date submitted, so check back later.' It also notes that colleges will have access to the information once processed. At the bottom, it says 'Original Application: Submitted on 03/23/2022; Processed on'.



You **did** file a 2022-23 FAFSA and it is processing



The screenshot shows the FAFSA submission status for the 2022-23 academic year. The '2022-23' tab is selected and underlined. The 'Current Application Status' is 'Processed Successfully', indicated by a green pill with a white checkmark icon. Below this, a message states: 'Congratulations, your FAFSA form was successfully processed.' It then lists 'What Happens Next' with three bullet points: 'Your FAFSA information was made available to the school(s) you listed on your FAFSA form.', 'Your school(s) will use your FAFSA information to determine the aid you may be eligible to receive.', and 'Your school(s) will contact you if they need more information or to discuss your financial aid award.' It also notes that if there are questions, the user should contact their school(s). At the bottom, it says 'Original Application: Submitted on 10/01/2020; Processed on 10/02/2020'.



You **did** file a 2022-23 FAFSA

